



St Michael's
COLLEGE

mySMC

We've introduced a new way to access some important St Michael's College future services and information - our new online dashboard site called mySMC.

mySMC allows parents and caregivers to use existing third-party identity providers (including Google sign-in and Apple sign-in) or create and maintain their own password, using their existing email address. The mySMC dashboard allows access to Clipboard through a single login, and then eventually SEQTA in the future.

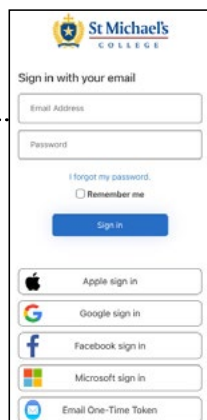
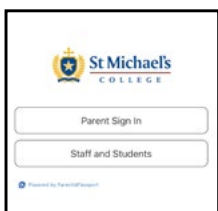
Getting Started

The mySMC dashboard will replace the previous login process for SEQTA and Clipboard. When you click on the [portal links](#) from our website or use previous links to SEQTA, you will now be directed to mySMC. The mySMC dashboard can be accessed at: my.smc.sa.edu.au.



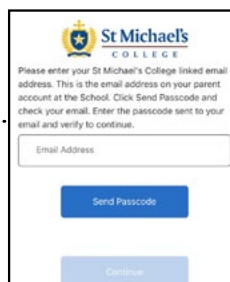
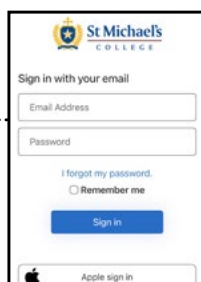
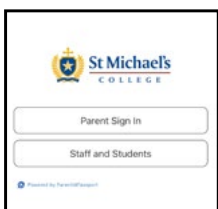
Choose how you would like to sign-in below:

Option 1: Using a Third Party Authenticator App (*Preferred*)



1. Select Parent Sign-in
2. Sign-in with your email. This is the email address on your parents account at the School
3. Enter password
4. Approve sign-in request, as required by your chosen third-party provider

Option 2: Signing in with your email



1. Select Parent Sign-in
2. Select 'I forgot my passcode'
3. Enter your St Michael's College linked email address. This is the email address on your parents account at the School
4. Click 'Send Passcode' and check your email
5. Enter the Passcode sent to your email and verify to continue
6. Set up your password and then you'll be taken to the Portal



Your email address must match the one you have supplied to St Michael's College. If you wish to use a different email, please contact the school office to change the email address that you have on file. This email address will be used for all future correspondence.

If you are experiencing technical difficulties, please contact: mysmc.support@smc.sa.edu.au.